

AN INITIATIVE OF

Making More From Sheep



Sheep Feed Options in Mixed Farming Systems

Hamish Dickson



EVENT SUPPORTERS:



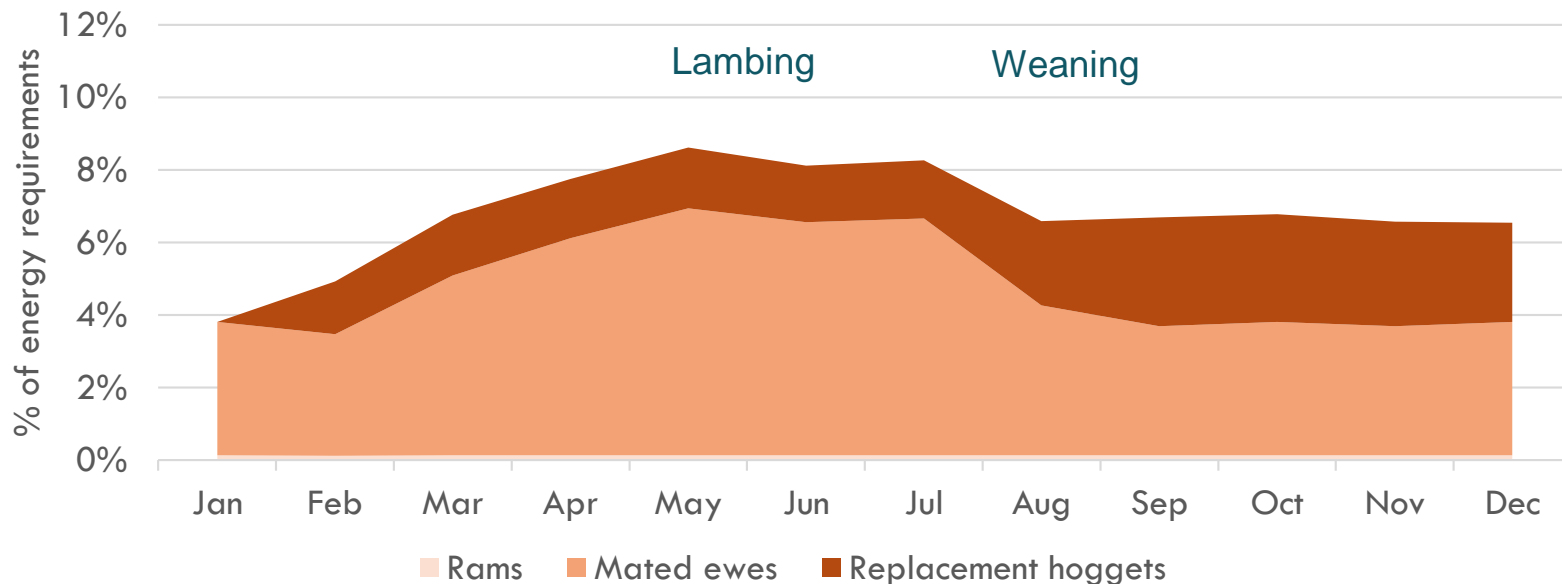
Introduction

- Understanding your enterprise demands
- Identifying feed options suited to your environment
- How to compare different feed options
- Production vs utilisation
- Dry seasons – use of containment



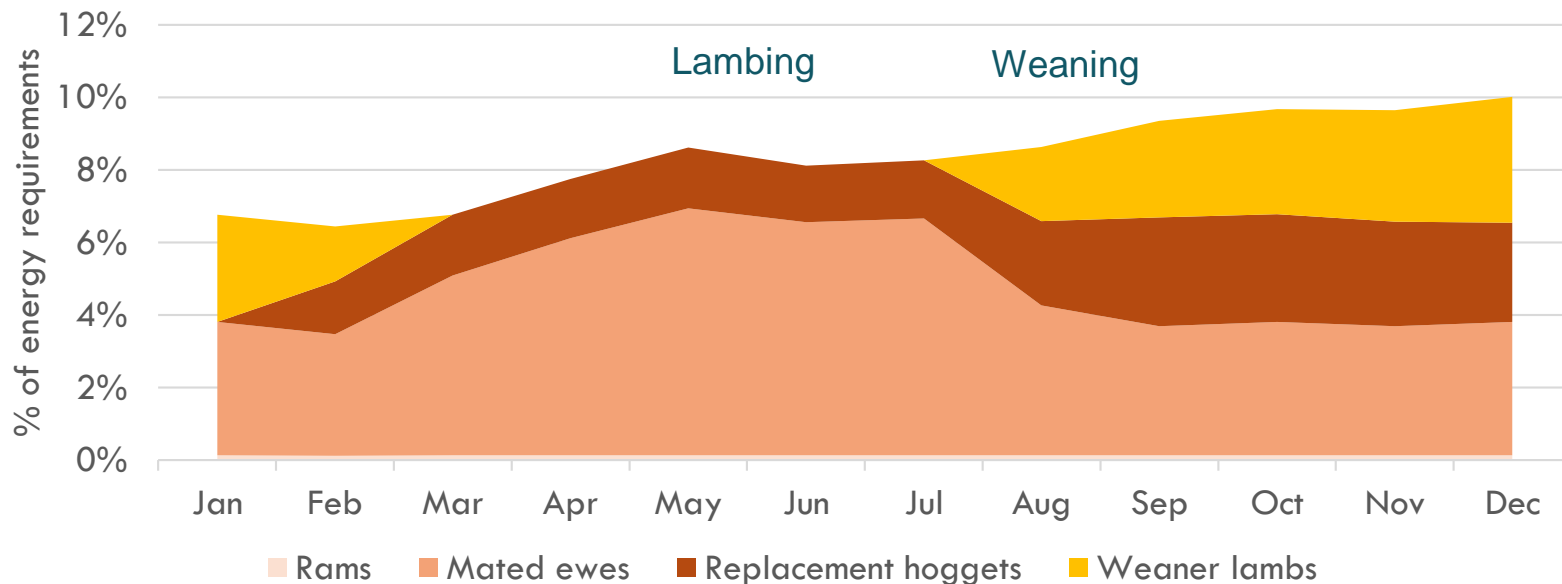
Demands of your livestock enterprise

Must know requirements of enterprise to assess most profitable feed options



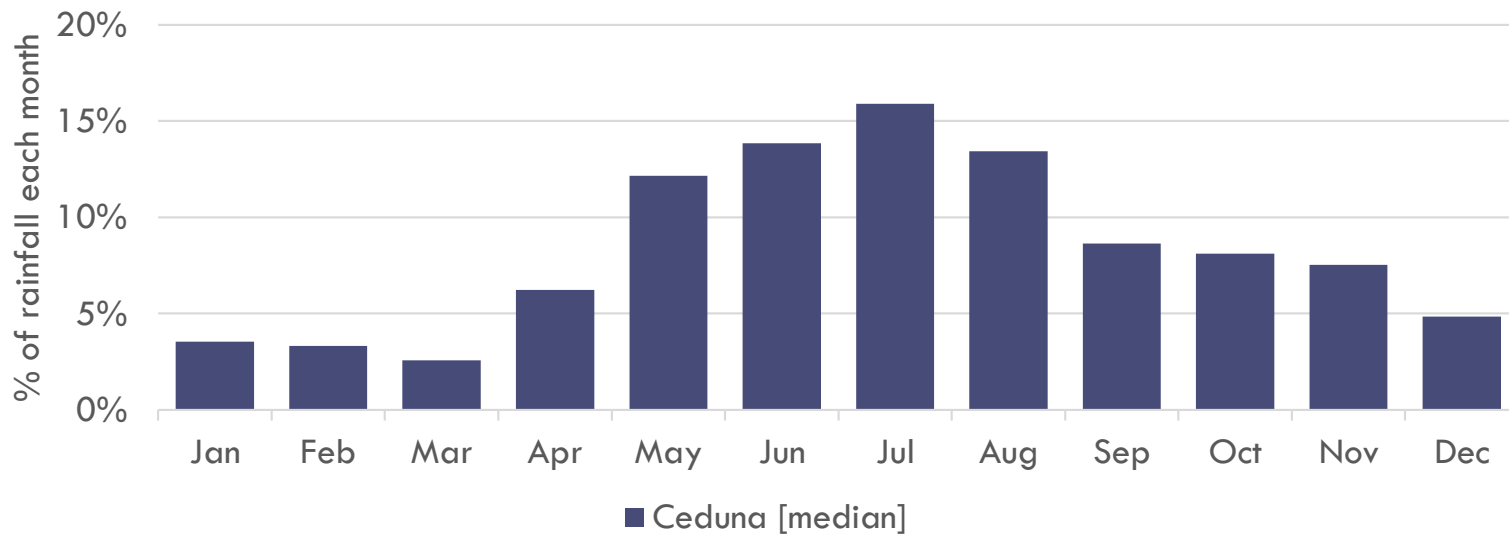
Demands of your livestock enterprise

Must know requirements of enterprise to assess most profitable feed options



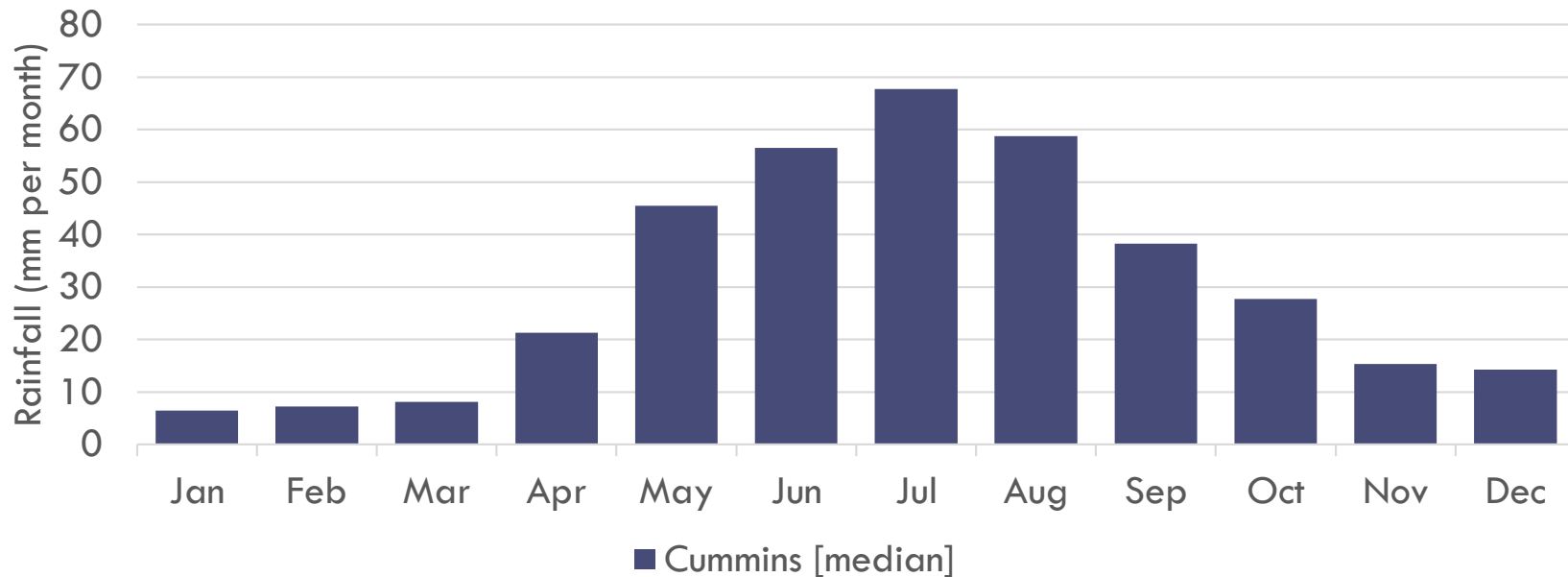
Driver of production

What drives feed production?



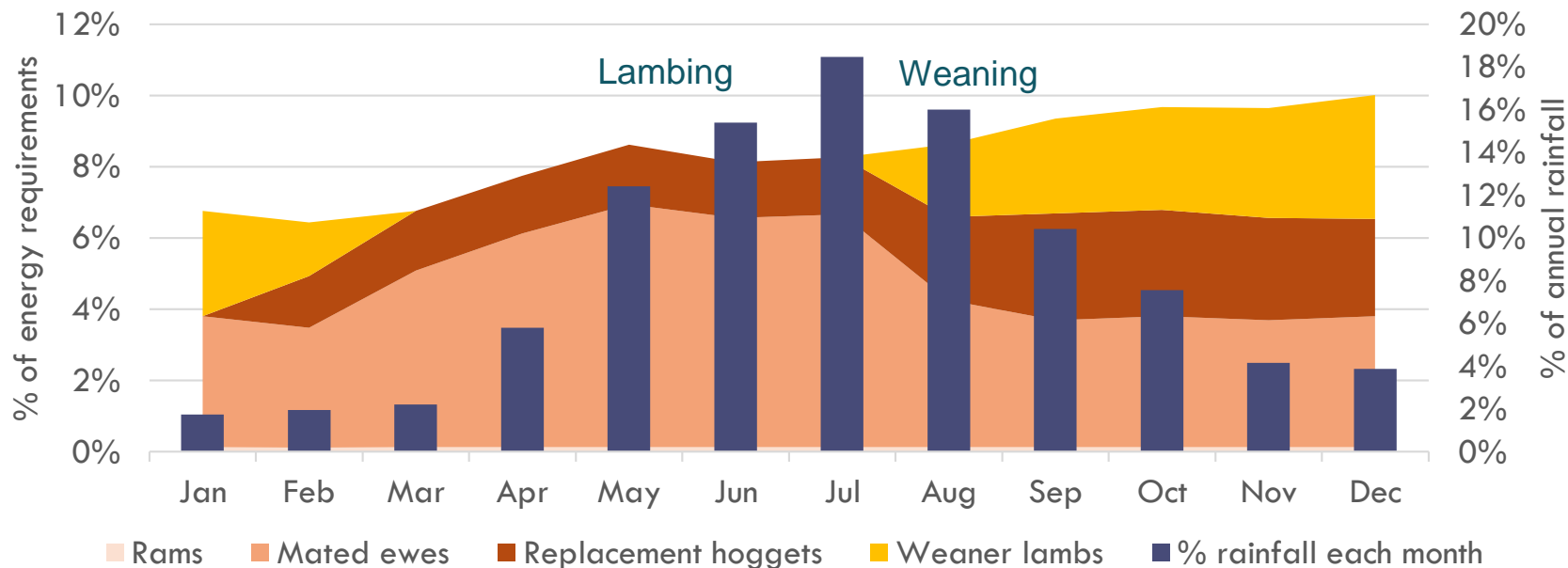
Driver of production

What drives feed production?



Driver of production

Bringing it together




Comparing feed options

Quantity – kg DM/ha

Quality – Energy, Protein, Fibre, Moisture [Feed tests]


Cost - \$/t DM

Per hectare productivity most important!



Comparin g feed options

Source



SOIL TYPE			
Rainfall	Light Texture i.e. deep sand	Medium Texture i.e. sand over clay or red brown earth	Heavy Texture i.e. red clay loam or brown cracking clay
300-325 mm	Cereals Native grasses Perennial Veldt Grass Saltbush	Annual Medics Cereals Native grasses Saltbush	Annual Medics Native grasses Saltbush
325-350 mm	Annual Medics Cereals Perennial Veldt grass Saltbush	Annual Medics Cereals Native grasses Perennial Veldt grass Saltbush	Annual Medics Cereals Native grasses Saltbush
350-400 mm	Annual Medics Cereals Lucerne Perennial Veldt grass Saltbush	Annual Medics Cereals Vetch Lucerne Saltbush	Annual Medics Cereals Vetch Native grasses Saltbush

Production vs utilisation

Increasing utilisation

1. Driving intake
 1. Quality
 2. Quantity
2. Utilisation
 1. Grazing management
 2. Productive sheep




Production vs utilisation

Utilisation can significantly increase carrying capacity and productivity!

60 ha paddock – 600 DSE

Stocking rate
vs
Stocking pressure



60 ha

Stocking Rate = 10 DSE/ ha
Stocking Pressure = 10 DSE/ ha

30 ha

Stocking Rate = 10 DSE / ha
Stocking Pressure = 20 DSE/ ha

15 ha

Stocking Rate = 10 DSE / ha
Stocking Pressure = 40 DSE/ ha

Feed budgeting

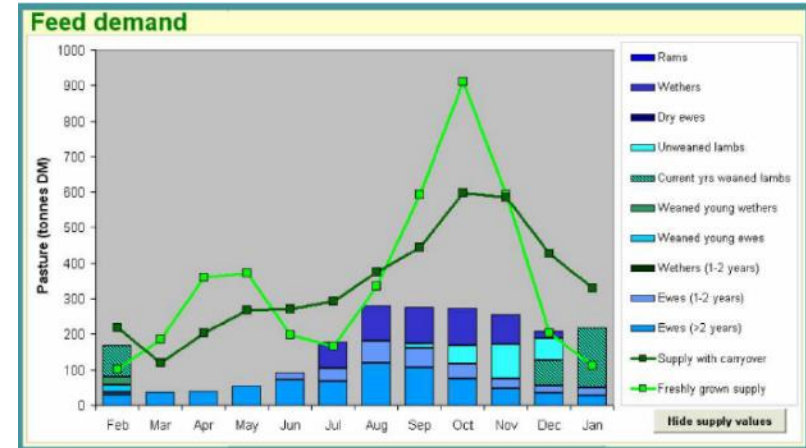
- What is feed budgeting

- Why

Proactive management
Minimise supplementary feeding
Maximise pasture productivity and
maintain ground cover
Good business! Stocking rate is the
highest profit driver

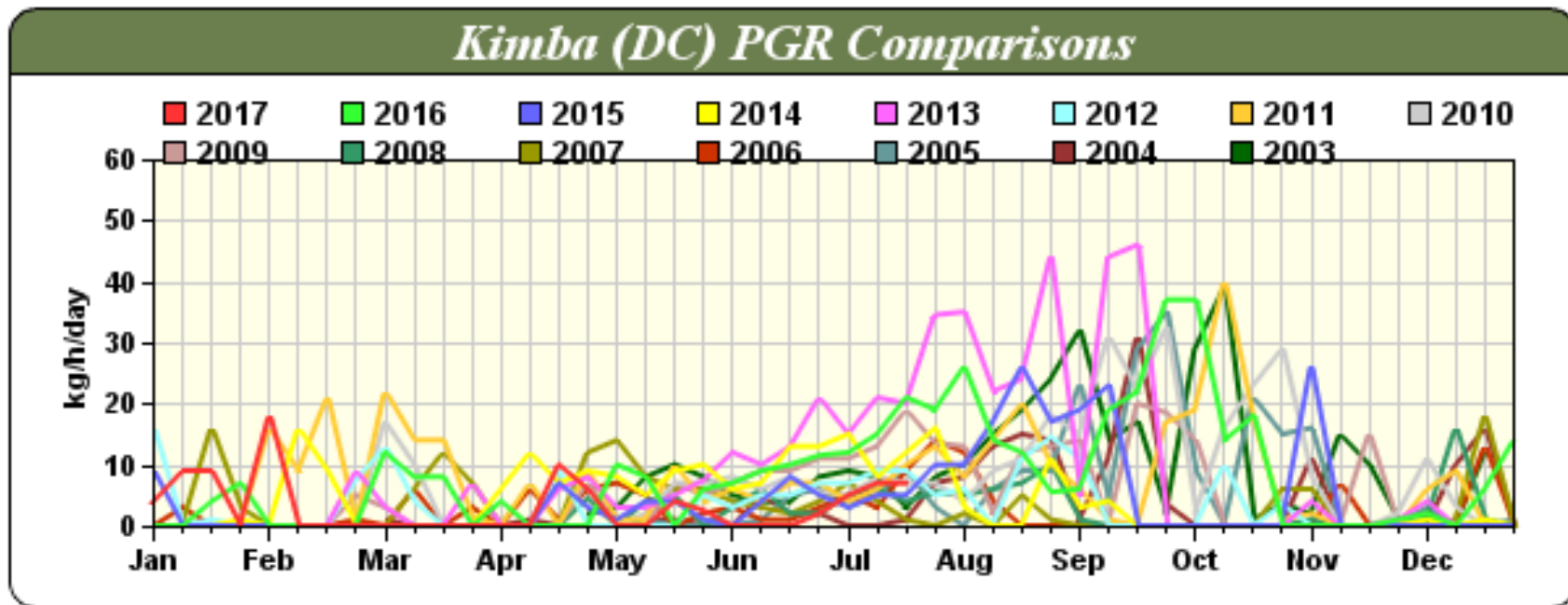
- How

1. $SUPPLY = PGR (+ FOO)$
2. $DEMAND = DSE's \text{ of all classes on farm}$
3. $BALANCE$
4. $QUALITY$



Feed deficit

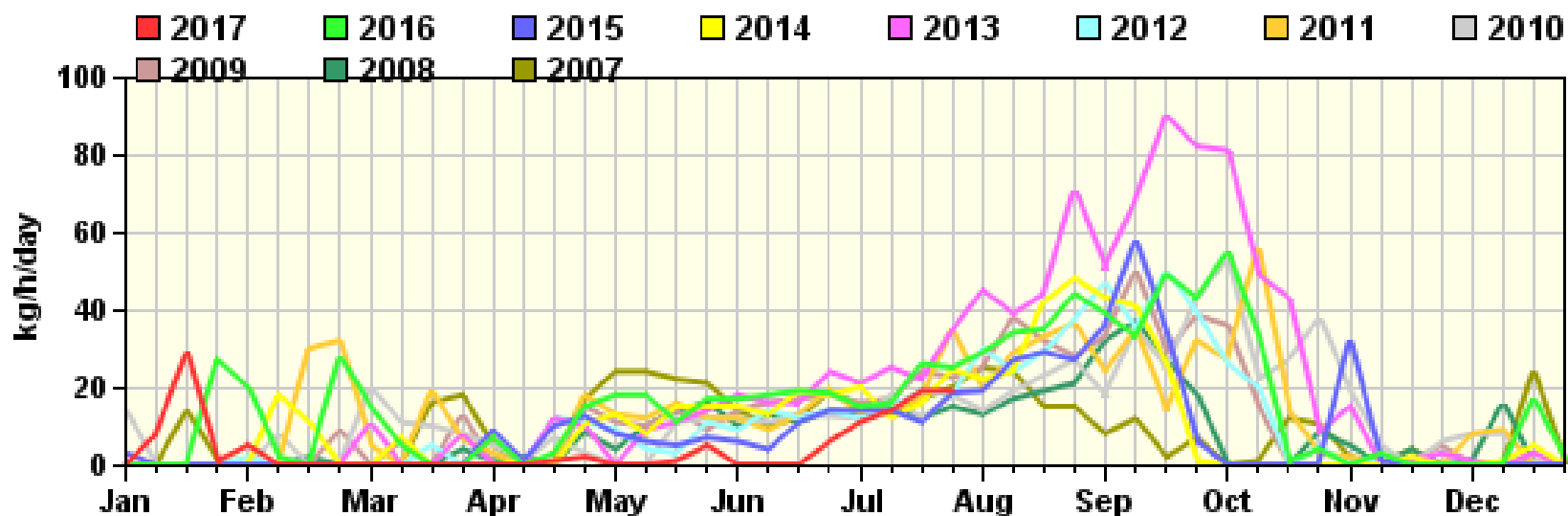
2017 Autumn/Winter



Feed deficit

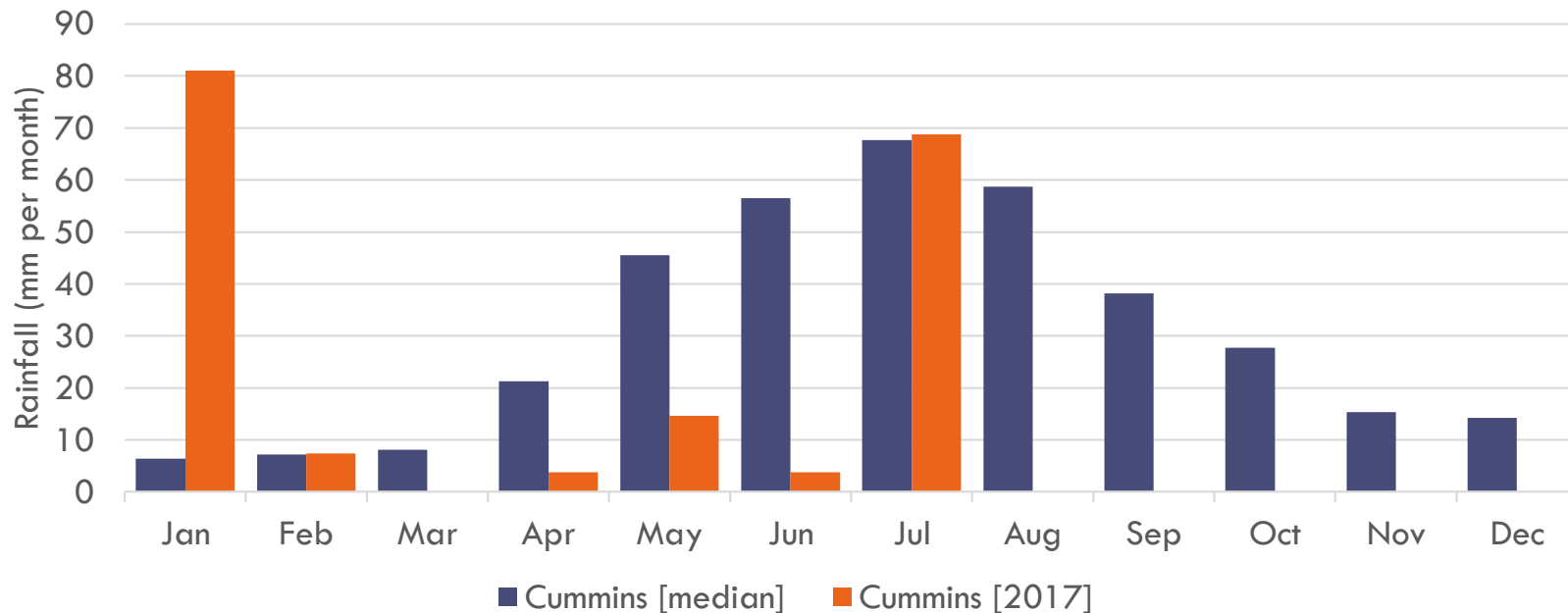
2017 Autumn/Winter

Lower Eyre Peninsula (DC) PGR Comparisons



Feed deficit

2017 Autumn/Winter



Feed deficit

2017 Autumn/Winter

Option to either feed, sell or agist

If feeding, use of containment can be profitable and productive



What, Where, Why, How?

Key messages

1. Compare pastures based on their productivity, quality and water use efficiency
2. Use feed budgeting and rotational grazing to increase fodder utilisation and productivity
3. Use sown feed options to boost feed production and carryover feed
4. Think per hectare, not per head
5. Consider use of containment areas when paddock feed is limited

Available Resources

- Making More from Sheep Manual
- MLA; Feed Demand Calculator
- Evergraze; Stocking Rate Calculator
- Eyre Peninsula NRM

Groups – Lifetime Ewe Management

Advisors; SA Livestock Consultants Group

Hamish Dickson; 0427 446 499



Questions...

Hamish Dickson

Ph: 0427 446 499

E: hamish@agripartner.com.au

Web: www.agripartner.com.au



Making More From Sheep

 **awi**
Australian Wool
Innovation Limited

 **mla**
MEAT & LIVESTOCK AUSTRALIA