

AN INITIATIVE OF

Making More From Sheep



Sheep Feed Options in Mixed Farming Systems

Hamish Dickson



EVENT SUPPORTERS:



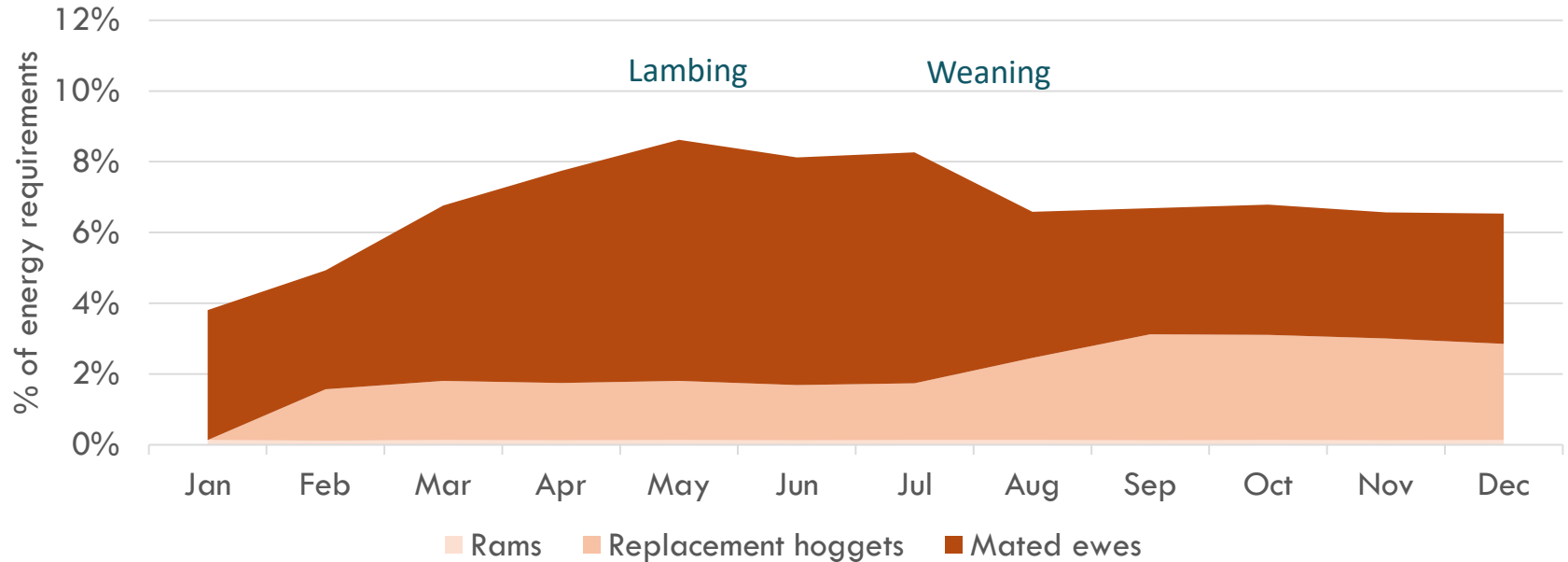
Introduction

- Understanding your enterprise demands
- Identifying feed options suited to your environment
- How to compare different feed options
- Production vs utilisation
- Dry seasons – use of containment



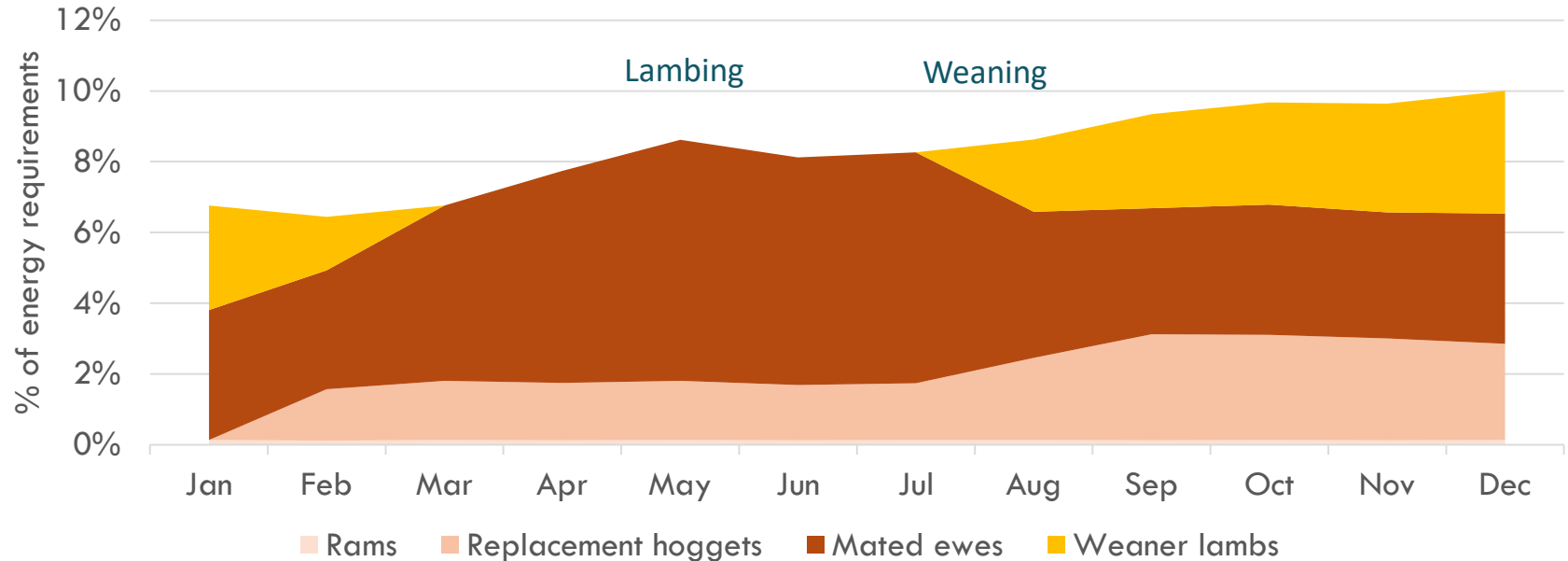
Demands of your livestock enterprise

Must know requirements of enterprise to assess most profitable feed options



Demands of your livestock enterprise

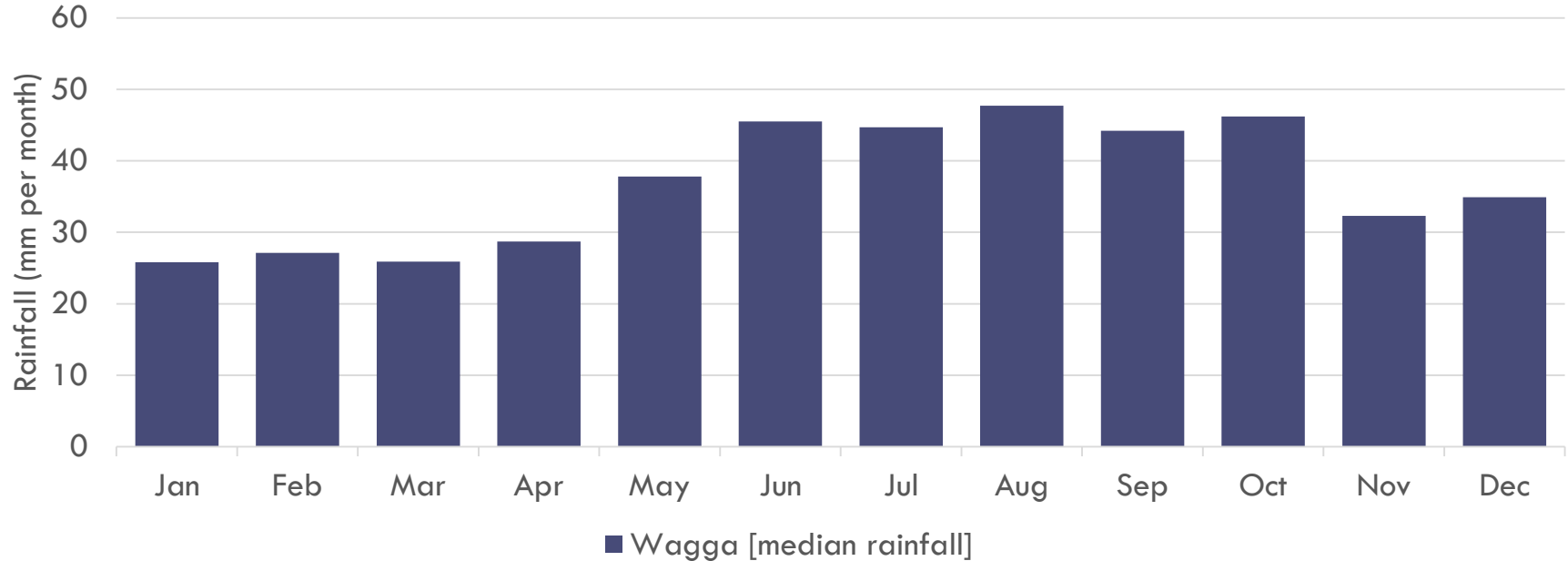
Must know requirements of enterprise to assess most profitable feed options





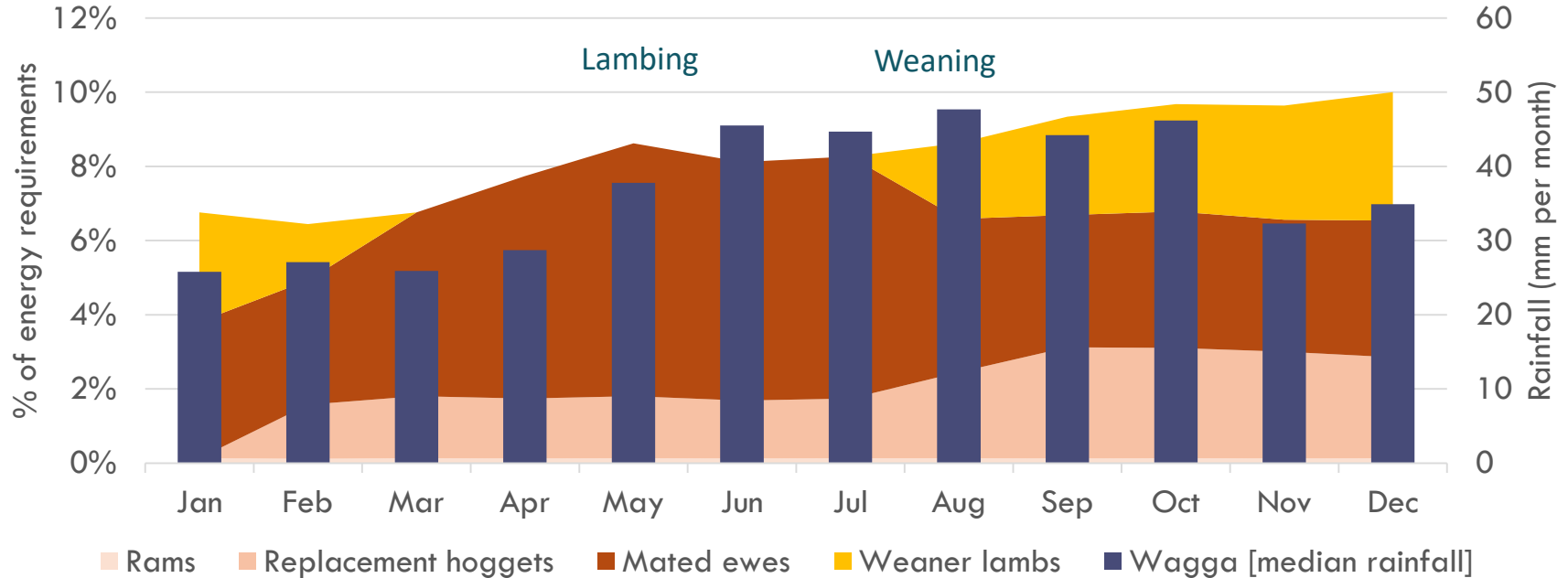
Driver of production

What drives feed production?



Driver of production

Bringing it together





Comparing feed options

Quantity – kg DM/ha

Quality – Energy, Protein, Fibre, Moisture [Feed tests]

Cost - \$/t DM

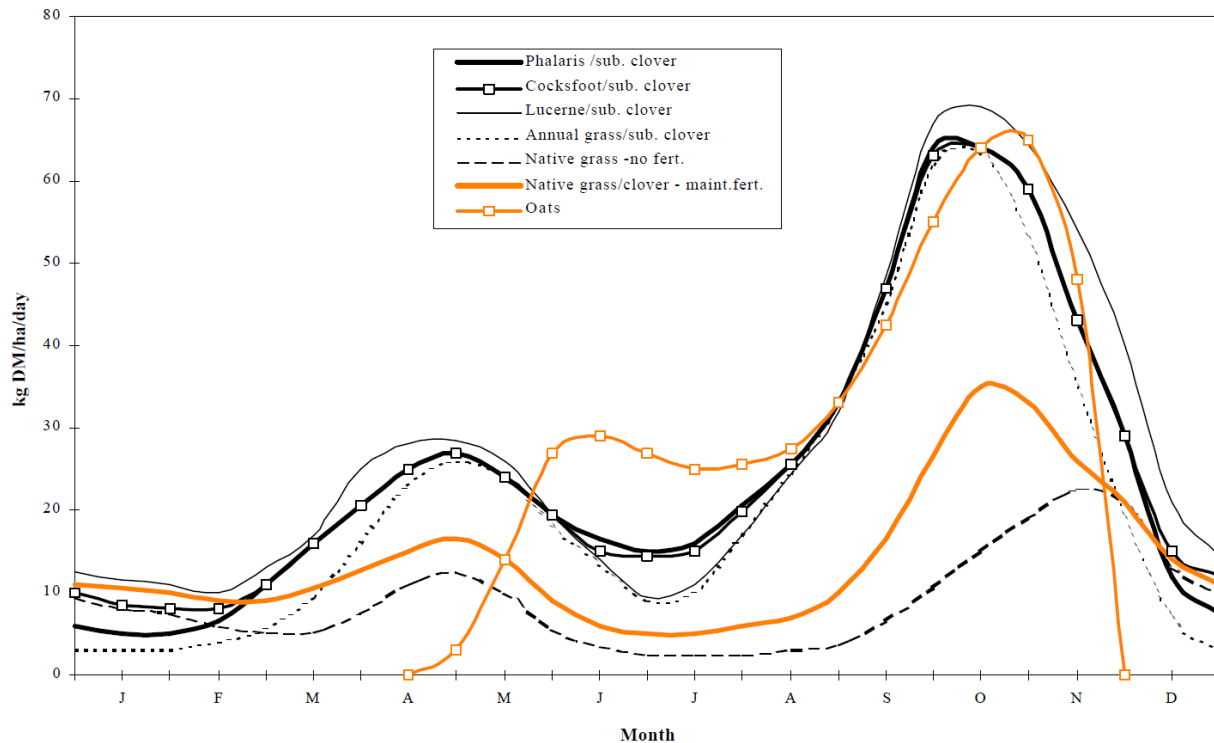
Per hectare productivity most important!





Estimated growth rate of pastures - South West Slopes

Comparing feed options



Southern Tablelands NSW

Source: Matching pasture production to livestock enterprises. Agnote DPI 213



Comparing feed options

Pasture	JAN	FEB	MAR	APR	MAY	JUN	JUL	AUG	SEP	OCT	NOV	DEC
Native summer grasses												
Microlaena/danthonia/sub clover	■	■	■						■	■	■	■
Summer grass/sub clover										■	■	■
Cocksfoot//sub clover	■	■		■	■	■	■	■	■	■	■	■
Phalaris/sub clover				■	■							■
Lucerne	■	■	■	■	■				■	■		
Annual grass/sub clover						■	■	■	■	■	■	■
Lucerne/sub clover	■	■	■	■	■			■	■			
Forage crops												
Japanese/shirohie millet	■	■	■									■
Oats				■	■	■	■	■	■	■	■	■
Brassicas (mid September sown)	■	■	■	■		■			■	■	■	■
Short term ryegrass (autumn sown)						■	■	■	■	■	■	■
Short term ryegrass (spring sown)	■	■	■	■								

Southern Tablelands NSW

Source: Matching pasture production to livestock enterprises. Agnote DPI 213



Comparing feed options

- Riverine Plain (South West Plains) Cropping Belt

	JAN	JAN	FEB	FEB	MAR	MAR	APR	APR	MAY	MAY	JUN	JUN	JUL	JUL	AUG	AUG	SEP	SEP	OCT	OCT	NOV	NOV	DEC	DEC
Dryland Pastures																								
Lucerne - semi dormant					///	///	///	///	■	■	■	■	■	■	■	■	■	■	■	■	■	■	■	///
Annual grass/sub clover									■	///	///	///	///	///	///	///	■				///	///		
Lucerne/sub clover					///	///	///	///	■	■	■	■	■	■	■	■	■	■	■	■	■	■	■	///
Forage Crops																								
Oats (grain recovery)									■	■	■	■	■	■	■	■								
Irrigated Pastures																								
Lucerne - winter active	■	■	■	■	■	■	■	■	■	■	■	■	■	■	■	■	■	■	■	■	■	■	■	■
Annual pasture							///	///	■	■	■	■	■	■	■	■	■	■	■	■	■	///	///	■

Riverine plains

Source: Matching pasture production to livestock enterprises. Agnote DPI 213



Comparing feed options

“On the basis of the recent evaluations, tall fescue seems to be a species that is generally overrated in the market-place, in southern NSW at least.”

SOURCE: Hayes RC, Li GD, Hackney BF (2012). Perennial pasture species for the mixed farming zone of southern NSW - We don't have many options. In *Driving your landscape to success - Managing a grazing business for profit in the agricultural landscape. Proceedings of the 27th annual conference of The Grassland Society of NSW Inc.*, pp 92-100 (Eds C. Harris, G. Lodge and C. Waters). Wagga Wagga, 24-26 July: The Grassland Society of NSW Inc., Orange.





Production vs utilisation

Increasing utilisation

1. Driving intake
 1. Quality
 2. Quantity
2. Utilisation
 1. Grazing management
 2. Productive sheep






Production vs utilisation

Utilisation can significantly increase carrying capacity and productivity!

60 ha paddock – 600 DSE

Stocking rate
vs
Stocking pressure



60 ha

Stocking Rate = 10 DSE/ ha
Stocking Pressure = 10 DSE/ ha

30 ha

Stocking Rate = 10 DSE / ha
Stocking Pressure = 20 DSE/ ha

15 ha

Stocking Rate = 10 DSE / ha
Stocking Pressure = 40 DSE/ ha



Production vs utilisation

Increasing utilisation

1. Driving intake
 1. Quality
 2. Quantity
2. Utilisation
 1. Grazing management
 2. Productive sheep



Feed budgeting

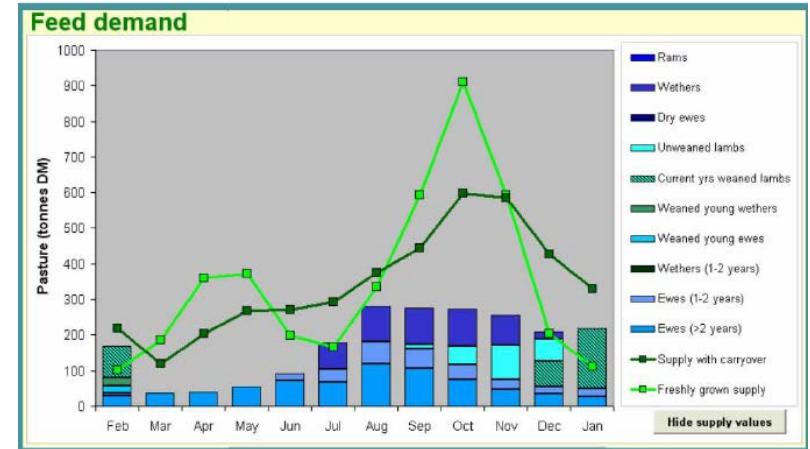
- What is feed budgeting

- Why

Proactive management
Minimise supplementary feeding
Maximise pasture productivity and maintain ground cover
Good business! Stocking rate is the highest profit driver

- How

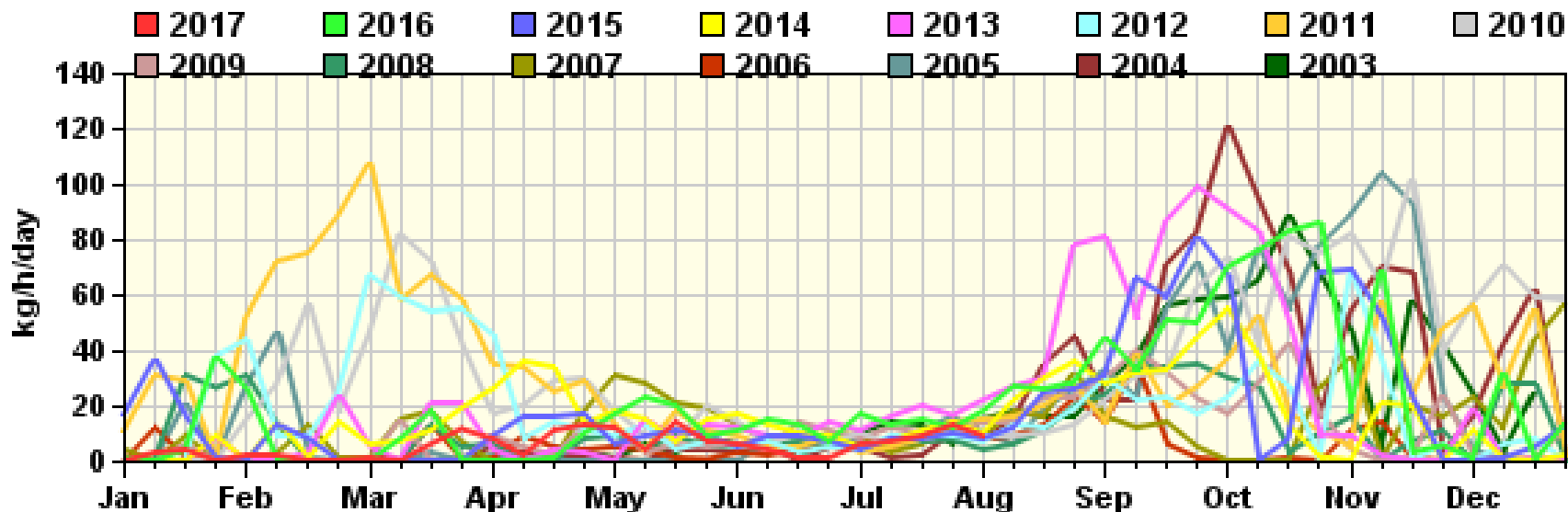
1. SUPPLY = PGR (+ FOO)
2. DEMAND = DSE's of all classes on farm
3. BALANCE
4. QUALITY



Feed deficit

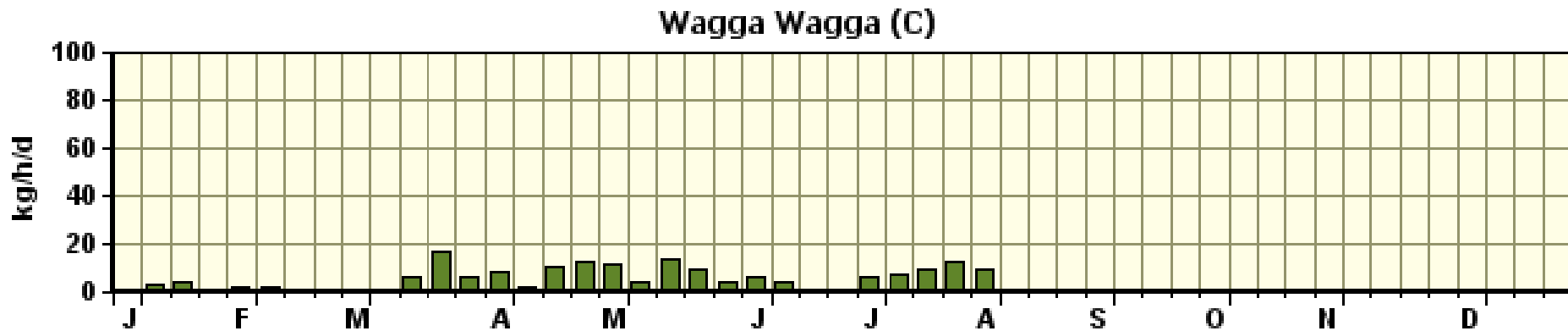
2017 Autumn/Winter

Wagga Wagga (C) PGR Comparisons



Feed deficit

2017 Autumn/Winter



Feed deficit

2017 Autumn/Winter

Option to either feed, sell or agist

If feeding, use of containment can be profitable and productive



What, Where, Why, How?

Key messages

1. Compare pastures based on their productivity, quality and water use efficiency
2. Use feed budgeting and rotational grazing to increase fodder utilisation and productivity
3. Use sown feed options to boost feed production and carryover feed
4. Think per hectare, not per head
5. Consider use of containment areas when paddock feed is limited

Available Resources

- Making More from Sheep Manual
- MLA; Feed Demand Calculator
- Evergraze; Stocking Rate Calculator
- Eyre Peninsula NRM

Groups – Lifetime Ewe Management

Advisors

Hamish Dickson; 0427 446 499

Making More From Sheep

awil Australian Wool Innovation Limited

mia MEAT & LIVESTOCK AUSTRALIA

Home About Modules News & Events Resources Contact Us

Sign up
Tools
Quick Guide
Presentations

Australian Wool Innovation (AWI) and Meat and Livestock Australia (MLA) have joined forces to develop *Making More From Sheep*, a best-practice package of information, tools and training opportunities for Australian sheep producers.

Almost 250 leading sheep producers and technical experts helped develop the 11 linked modules in the manual, which cover subjects ranging from sale and pasture to ewe and meat marketing, animal health, genetics and farm sustainability.

This website contains all the content within the *Making More From Sheep* manual and others, and also gives you information about upcoming *Making More From Sheep* forums, workshops and other learning activities.

TOP MWG TOOL

[Tool 1.2 - A simple process for using goats and ostriches](#)

Note: Top tools are changed regularly and are often the most popular in the last month or have recently been used at AWI events.

Questions...

Hamish Dickson

Ph: 0427 446 499

E: hamish@agripartner.com.au

Web: www.agripartner.com.au

